

## MEMS Capacitive Accelerometer

# ASC 5421MF / ASC 5425MF



- ▶ Triaxial
- ▶ MF (Medium Frequency); DC to 2.5 kHz
- ▶ 8 or 12 Wire System
- ▶ Amplified Output
- ▶ Aluminium Housing / Stainless Steel Housing
- ▶ Made in Germany



### Features

- ▶ Range:  $\pm 2g$  to  $\pm 200g$
- ▶ DC Response
- ▶ Gas Damped
- ▶ Excellent Bias and Scale Factor Stability
- ▶ Low Power Consumption
- ▶ Differential Mode

### Options

- ▶ Customised Cable Length
- ▶ Customised Connector
- ▶ TEDS Module

### Applications

- ▶ Structural Monitoring and Testing
- ▶ Endurance Testing
- ▶ Brake Test
- ▶ Vibration Monitoring
- ▶ Civil Engineering
- ▶ Modal Analysis
- ▶ Vehicle Testing
- ▶ Automotive Ride Quality & Comfort
- ▶ Railway Engineering
- ▶ Flutter Test
- ▶ Seismic Monitoring
- ▶ Tilt Measurements

## Capacitive MEMS Technology

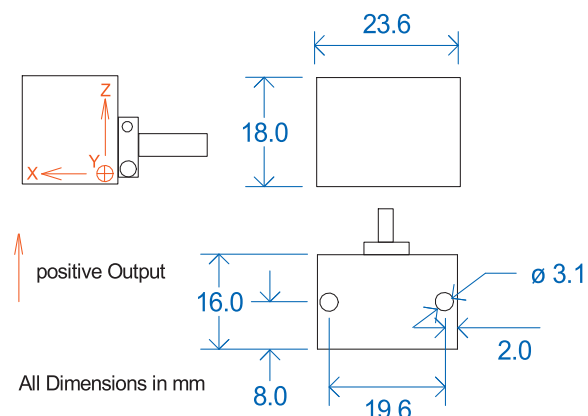
ASC's Medium Frequency (MF series) capacitive accelerometers are based on the capacitive sensing technology and produce an analog voltage proportional to the input acceleration. The accelerometers can measure both static (gravity) and dynamic accelerations. ASC's MF series can be used for very low to medium frequency vibration measurements from 0Hz to 2.5kHz. The MF series features a MEMS sensor element where the seismic mass is connected between two conductive capacitor plates. When subjected to an input acceleration, the seismic mass oscillates between the two capacitor plates and there is a change in the capacitance. This change in capacitance is converted via an ASIC (Application Specific Integrated Circuit) into a low impedance analog voltage output signal.

## Description

ASC's MF series capacitive accelerometers, 5421MF and 5425MF, are analog voltage output sensors. The sensors can be powered by a DC power supply (+5V to +40V) where the output voltage is independent of the supply. The sensors operate in a differential configuration with  $\pm 2.7V$  full-scale output. For the full-scale acceleration range, the output swings between 0.3V and 3V. The differential configuration results in an improved S/N ratio and a better performance.

ASC Type 5421MF and 5425MF operate in a wide temperature range from  $-40^{\circ}C$  to  $+125^{\circ}C$ . The sensors exhibit exceptional temperature stability, very low non-linearity ( $<0.5\%$ ) and can withstand repetitive shocks as high as  $6000g$ 's.

ASC Type 5421MF features a lightweight Aluminium housing and Type 5425MF features a rugged, corrosion proof stainless steel housing. The sensors are supplied with 6m integral cable as a standard.



## Typical Specifications

### DYNAMIC

		Range ( $\pm$ g)						
		2	5	10	30	50	100	200
Sensitivity	mV/g	1350	540	270	90	54	27	13.5
Frequency response: $\pm$ 5%	Hz	700	700	1400	1600	1800	1800	1800
Amplitude non-linearity	% FSO	<0.5						
Transverse sensitivity	%	<3						
Shock limit	g <sub>pk</sub>	6000 (0.1ms, half-sine)						
Recovery time	ms	1						

### ELECTRICAL

Excitation voltage	V DC	5 to 40						
Supply current	mA	15						
Zero acceleration output	$\pm$ mV	50						
Output Impedance	$\Omega$	300						
Isolation		Case Isolated						
Spectral noise	$\mu$ g/ $\sqrt$ Hz	10	20	35	100	170	340	680
Residual / Broadband noise ( $\pm$ 5% frequency range)	$\mu$ V	360	290	360	360	390	390	390

### ENVIRONMENTAL

Temperature coefficient of sensitivity (Thermal sensitivity shift)	%/ $^{\circ}$ C	0.01						
Temperature coefficient of bias (Thermal zero shift)	mg/ $^{\circ}$ C	0.2	0.5	1	3	5	10	20
Operating temperature range	$^{\circ}$ C	-40 to +125						
Storage temperature range	$^{\circ}$ C	-55 to +125						
Humidity/Sealing		Epoxy sealed						

### PHYSICAL

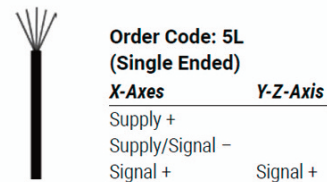





Sensing element		MEMS Capacitive						
Case material		Aluminium/Stainless Steel						
Connector (at cable end)		Optional						
Mounting		Adhesive/screw holes						
Weight (without cable)	gram	ASC 5421MF: 20 gram ASC 5425MF: 40 gram						
Cable		30 gram/meter; PUR; AWG 30; Diameter: 4.4mm						

**FACTORY CALIBRATION (SUPPLIED WITH THE SENSOR)**

Range	2g and 5g	10g	30g	50g to 200g
Sensitivity	at 16Hz and 0.5g	at 80Hz and 5g	at 80Hz and 15g	at 80Hz and 20g
Frequency Response min. 5%	1 to 100Hz	10 to 1400Hz	10 to 1600Hz	10 to 1800Hz

**CALIBRATION DIN ISO 17025 (ORDER SEPARATELY)\***

Range	2g and 5g	10g	30g	50g to 200g
Sensitivity	at 16Hz and 0.5g	at 80Hz and 5g	at 80Hz and 15g	at 80Hz and 200g
Frequency Response	0.5 to 200Hz	10 to 2000Hz	10 to 2300Hz	10 to 2500Hz

**CABLE CONFIGURATION****CABLE CODE / PIN CONFIGURATION**

		X-Axis	Y-Axis	Z-Axis
8-wiring-System	Red: Supply +	Green/Violet: Signal +	Green/Grey: Signal +	Green: Signal +
	Black: Supply -	White/Violet: Signal -	White/Grey: Signal -	White: Signal -
12-wiring-System		Red/Violet: Supply +	Red/Grey: Supply +	Red: Supply +
		Black/Violet: Supply -	Black/Grey: Supply -	Black: Supply -
		Green/Violet: Signal +	Green/Grey: Signal +	Green: Signal +
		White/Violet: Signal -	White/Grey: Signal -	White: Signal -

**ORDERING INFORMATION**

ASC	5421MF	002	6	A	12L3
	Model number	Range (Ex. 050 is 50g)	Cable length (meters)	Connector & Pinout	Cable Config
				A: no connector	

Example: ASC 5421MF-002-6A-12L3

**QUALITY**

- 1) ASC is ISO 9001:2015 certified
- 2) The Deutsche Akkreditierungsstelle GmbH (DAkkS) has awarded to our calibration laboratory the DIN EN ISO/IEC 17025:2005 accreditation for calibrations and has confirmed our competence to perform calibrations in the field of mechanical acceleration measurements.

\* accredited by the German accreditation body (Deutsche Akkreditierungsstelle, DAkkS) to DIN EN ISO / IEC 17025; the pictured DAkkS-ILAC logo refers exclusively to the accredited service

**ASC GmbH · Advanced Sensors & Calibration**

Ledererstraße 10 · 85276 Pfaffenhofen · Germany · Tel. +49 8441 786547-0 · office@asc-sensors.de

All data, information, statements, photographs and graphic illustrations made in this data sheet are without any obligation and raise no liabilities to or form part of any sales contracts of ASC GmbH or any affiliates for components referred to herein.  
© ASC GmbH 2011. All rights reserved. No part of this copyrighted work may be reproduced, modified or distributed in any form or by any means, or stored in any database or retrieval system, without the prior written permission of ASC GmbH or its affiliates. Any such unauthorized use for any purpose is a violation of the relevant copyright laws. Revision 6th September 2018

